

ISM 150SS PROFILE

INNOVATIVE Sheet Metals



PANEL DETAILS

AVAILABLE WIDTHS

12" - 20"

OPTIMAL PANEL WIDTHS

16", 20"

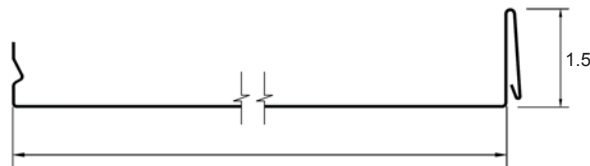
SUBSTRATES AVAILABLE

- Painted Galvalume® - 24ga, and 26ga
- Galvalume - 24ga, and 26ga
- Aluminum - .032"

IDEAL APPLICATION

COMMERCIAL & RESIDENTIAL

Installation ease with impeccable results makes our ISM 150SS roof system a standout choice. The 1½" Snap Lock profile and ISM 150SS Clip create a continuous interlocking system that installs quickly, reducing labor costs. The concealed fastener and clip application also allow thermal expansion and contraction movement to help keep the beautiful finish straight and true.




ISM 150SS PROFILE




PROFILE




PANEL RIB OPTIONS




Flat Panel



Small Pencil



Striations



Bead

PRODUCT INFORMATION

FINISHES

Available in a wide variety of coatings and colors. See the ISM color charts for standard colors and paint specifications.

PANEL RIB

Factory made or field rolled to exact lengths options

- Flat Panel
- Striations
- Bead
- Small Pencil

INSTALLATION

Can be installed over plywood decking (15/32" minimum) with approved underlayments. .

TESTING

- UL 580 Wind Uplift (Class 90)
- UL 1897 Extended Phase Wind Uplift
- UL 2218 Class 4 Hail Impact
- UL 790 Class A Fire Rating
- UL Environmental - SRI Third-Party Verified
- TAS 100 Wind Driven Rain
- UL 263 Fire Certification

Testing in accordance with



WARRANTY

35 YEAR WARRANTY - GALVALUME AND ALUMINUM SUBSTRATES

35 year non pro-rated PVDF Paint Warranty

High-performance painted metal roofing product, carefully tensioned leveled for superior flatness.

25 YEAR WARRANTY - GALVALUME SUBSTRATE

Mill finished Galvalume with a two-sided, clear acrylic finish.

